

PAPATYA®

SLIM-X COLLECTION



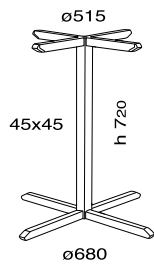
A pure and stikingly simple image, with a cross shaped base in natural and joyful colors. Each colour has matched with best table top.



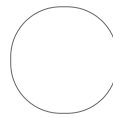




Slim-X 350 Table base



790x790



790

Applicable table tops



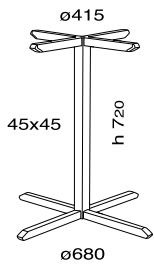
(kg)
6.15

1 pcs.

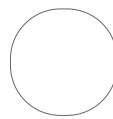
cardboard package
730x606 / 0.44m³



Slim-X 351 Table base



690x690
590x790
590x590



690
590

Applicable table tops



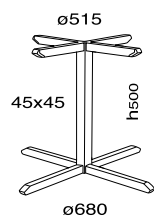
(kg)
5.20

1 pcs.

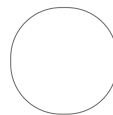
cardboard package
730x606 / 0.44m³



Slim-X 352 Side table base



790x790



790

Applicable table tops



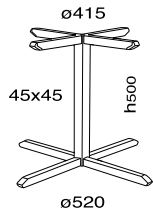
(kg)
5.00

1 pcs.


cardboard package
730x606 / 0.44m³



Slim-X 353 Side table base



690x690
590x790
590x590



690
590

Applicable table tops



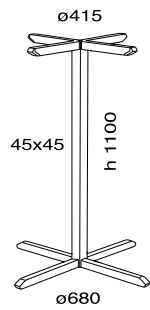
(kg)
4.15

1 pcs.


cardboard package



Slim-X 354 Bar table base



690x690
590x790
590x590



690
590

Applicable table tops



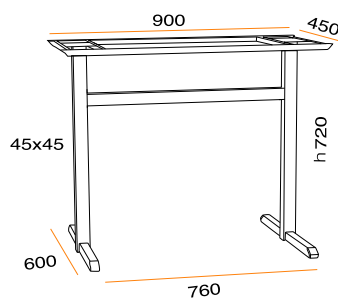
(kg)
6.30

1 pcs.

cardboard package
766x606 / 0.46m³



Slim-X 355 Table base



1390x790
1190x790
1190x690

Applicable table tops



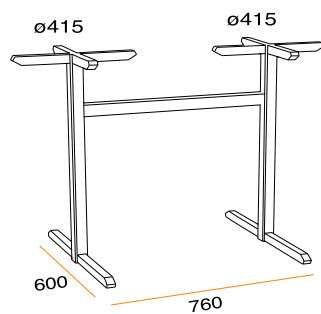
(kg)
9.75

1 pcs.

cardboard package

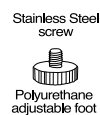


Slim-X 355 Twin Table base



690x590 (x2)

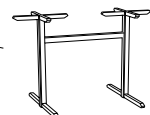
Applicable table tops



(kg)
11.75

1 pcs.

cardboard package



Material























Base

30x30x2mm powder coated steel profile strengthened against rusting and scratches with cataphoresis application

Column

45x45 powder coted steel profile, strengthened against rusting and scratches with cataphoresis application

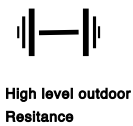
Available Colours

-   **101 White Powder Coated (mat)**
-   **102 Black Powder Coated (mat)**
-   **103 Anthracite Powder Coated (mat)**
-   **104 Taupe Powder Coated (mat)**
-   **111 Brick Red Powder Coated (mat)**
-   **112 Green Powder Coated (mat)**
-   **110 Yellow Powder Coated (mat)**
-   **115 Grey Powder Coated (mat)**
-   **117 Wenge Powder Coated (mat)**
-   **118 Warm Grey Powder Coated (mat)**
-   **123 Aqua Blue Powder Coated (mat)**

Cleaning & Maintenance

Should be cleaned with detergent and a soft damp cloth. Should not be cleaned with abrasive chemicals.
No periodic maintenance required.

Certification, labels, warranty

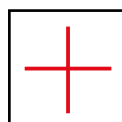


Recommended Base Position

We always recommend that for the center base you attach the base to the top so the legs follow the diagonal of the top. If you choose to fix your tops to the base with the legs in cross direction, you need to use one size smaller bases than recommended for square tops otherwise the legs will be wider than the top



correct



incorrect