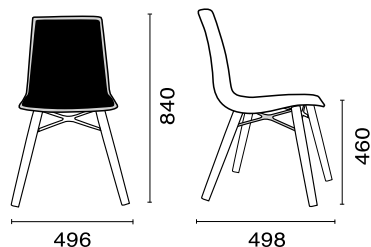


X-TREME S WOX PRO SOFT with iroko wood leg

www.papatya.com.tr



PP FINISH



FABRIC FINISH

Grup C / Panama - Eternal - Nobless



Grup C / Era



Grup B / Valencia




Frame Features (wooden profile leg 30x30 mm)

 natural iroko wood

■ due to the nature of the iroko wood colour tone may differ.

Metal Strap Finishes

 103 Anthracite

■ on request the strap could be produced in white (mat) finish.
For non standarts colours please check the prices and delivery time.

Net Weight

Gross Weight

Max. stacking


Assembled Package

Disassembled Package

(kg)
5.56


(kg)
7.29




520x650x1000mm
m³ 0.34



20' : 160 pcs.
40' : 328 pcs.
40HC : 424 pcs.
100cbm: 476 pcs.


425x495x1085mm
m³ 0.23



20' : 390 pcs.
40' : 792 pcs.
40HC : 957 pcs.
100cbm: 1080 pcs.

Auxiliary Materials

4 pcs. gliders in poliasitetal - 4 pcs. metal connection part(X) - 8 pcs. connection part screws - 4 pcs. armchair montage screws.

Cleaning & Maintenance

Iroko Wood: Iroko is a hard tree which grows in African tropical forests and it has a very strong resistance against external influences.

Usage and Care: The care of iroko products are very easy. If you want to maintain the wood's natural colour, you should treat it with teak oil. You can use sponge or brush for this application. Depending on climate, this should be done once or twice in a year. If you leave Iroko wood untreated for a long time, it will get a silver-grey colour. But this colour change will not cause any structural deterioration. If you do not like this surface, you can restore the Iroko to look like the first day you have bought it. In this case, you slightly need to sand the wood and treat with teak oil: it is up to you to decide which effect you prefer. Bear in mind however that even with an oil treatment the colour of the wood will change under the influence of UV- light and moisture. To keep the surface nice and smooth, we advise you to slightly sand the wood every year.

Issues to be considered during the application:

- Before the application, the wood needs to be cleaned carefully with a damp cloth.
- After the oil application keep the product in a dry place and avoid sunshine and rain until gets dry completely (minimum 2 hours.)
- If you make application, we advise to use 240-300 no sandpaper

Product Quality Certificate



TSE 581-1 / 581-2 / 581-3



ISO 9001
Quality Management System



ISO 45001
Occupational Health and Safety
Management System



ISO 14001
Environmental
Management System