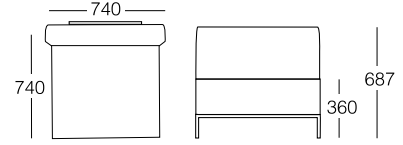


MAIN MODULE

(A)




METAL FINISH



FABRIC FINISH (Batyline Eden)

ETISILK



BATYLINE EDEN



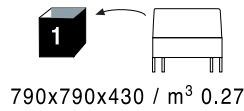
Net weight

(kg)
11.26

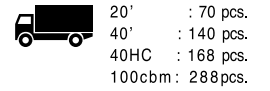
Gross Weight

(kg)
13.26

Packaging



Shipment Details



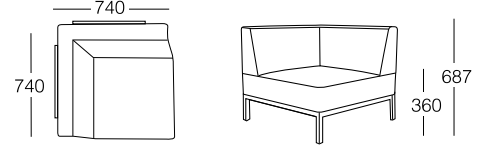
Description

Create your sofa set!


Slim Sofa Set can be produced in limitless variety of configurations, it's easy to place it by different combinations depending on space thanks to the modular system. Armrest (C) can be placed as right or left arm to the main module (A). Place it on both sides and create your single armchair unit. Add the corner module (B) to create your corner set. Enlarge it as much as need it with using the main module and side table (E), complete your set with optional center low table (D).

CORNER MODULE

(B)




METAL FINISH



FABRIC FINISH (Batyline Eden)

ETISILK



BATYLINE EDEN



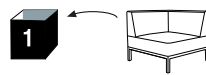
Net weight

(kg)
12.88

Gross Weight

(kg)
14.88

Packaging



790x790x430 / m³ 0.27

Shipment Details

20'	: 70 pcs.
40'	: 140 pcs.
40HC	: 168 pcs.
100cbm	: 288 pcs.

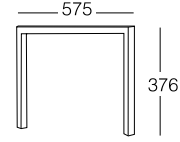
Description

Create your sofa set!

Slim Sofa Set can be produced in limitless variety of configurations, it's easy to place it by different combinations depending on space thanks to the modular system. Armrest (C) can be placed as right or left arm to the main module (A). Place it on both sides and create your single armchair unit. Add the corner module (B) to create your corner set. Enlarge it as much as need it with using the main module and side table (E), complete your set with optional center low table (D).

ARMREST MODULE

(C)



METAL FINISH



101 White



103 Anthracite



104 Taupe

* Powder Coated(mat)
strengthened against rusting
and scratches with cataphoresis
application.


Net weight

(kg)
1.62

Gross Weight

(kg)
2.00

Packaging

1 
400x600x60/ m³ 0.01

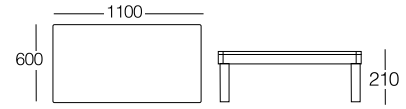
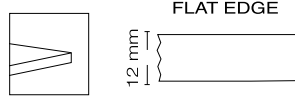
Description

Create your sofa set!

Slim Sofa Set can be produced in limitless variety of configurations, it's easy to place it by different combinations depending on space thanks to the modular system. Armrest (C) can be placed as right or left arm to the main module (A). Place it on both sides and create your single armchair unit. Add the corner module (B) to create your corner set. Enlarge it as much as need it with using the main module and side table (E), complete your set with optional center low table (D).

CENTER LOW TABLE

(D)





METAL FINISH



101 White 103 Anthracite 104 Taupe

* Powder Coated(mat)
strengthened against rusting
and scratches with cataphoresis
application.

SOLID COMPACT FINISH (12mm)



*Except white, other colours are recommended only in shaded areas.

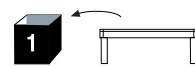
Net weight

15.40 kg

Gross Weight

18.00 kg

Packaging



620x1120x230/ m³ 0.16

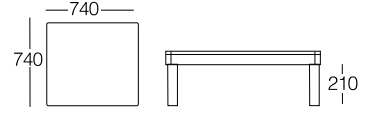
Shipment Details

20' : 162 pcs.
40' : 324 pcs.
40HC : 396 pcs.
100cbm : 504 pcs.

Description

With the combination of electrostatic powder painted metal leg and compact table top, SLIM center low table has durability for outdoor. The side table is complementary item for collection. The selection can done from wide range of compact table top colour options.

SIDE TABLE




METAL FINISH



101 White 103 Anthracite 104 Taupe

* Powder Coated(mat)
strengthened against rusting
and scratches with cataphoresis
application.

SOLID COMPACT FINISH (12mm)



*Except white, other colours are recommended only in shaded areas.

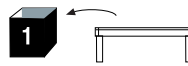
Net weight

kg
13.18

Gross Weight

kg
15.68

Packaging



760x760x230/ m³ 0.13

Shipment Details

Truck icon
20' : 189 pcs.
40' : 405 pcs.
40HC : 495 pcs.
100cbm : 612 pcs.

Description

With the combination of electrostatic powder painted metal leg and compact table top, SLIM side table has durability for outdoor. The side table is complementary item for collection. The selection can done from wide range of compact table top colour options.