



### Color Options

SEAT : PC Glossy Finish (Transparent)



SEAT : PC Glossy Finish (Solid)




Frame Features ( wooden profile leg 30x30 mm )

 natural iroko wood

■ due to the nature of the iroko wood colour tone may differ.

Metal Strap Finishes




■ on request the strap could be produced in white (mat) finish.  
For non standarts colours please check the prices and delivery time.

Net weight Gross weight Stacking

(kg)  
5.38

(kg)  
8.23





4   
600x565x1055mm  
m<sup>3</sup> 0.35

Assembled Package

 20' : 304 pcs.  
40' : 656 pcs.  
40HC : 788 pcs.  
100cbm: 968 pcs.

Disassembled Package

1   20' : 102 pcs.  
40' : 212 pcs.  
40HC : 234 pcs.  
100cbm: 288 pcs.  
610x560x840mm  
m<sup>3</sup> 0.29

### Description

A new guest of Wox collections is entering to your gardens now. It's born with a demand from Garden lovers. It's made of IROKO wood. Natural IROKO wood quadratic shaped gave a new breath to the collection. Iroko can accompany to your lives in outdoors. Colours from yellow brown to dark brown...

## Auxiliary Materials

---

4 pcs. gliders in poliasitetal - 4 pcs. metal connection part(X) - 8 pcs. connection part screws - 4 pcs. armchair montage screws.

## Cleaning & Meaintenance

---

**Iroko Wood:** Iroko is a hard tree which grows in African tropical forests and it has a very strong resistance against external influences.

**Usage and Care:** The care of Iroko products are very easy. If you want to maintain the wood's natural colour, you should treat it with teak oil. You can use sponge or brush for this application. Depending on the climate, this should be done once or twice a year. If you leave Iroko wood untreated for a long time, it will get a silver-grey colour. But this colour change, will not cause any structural deterioration. If you do not like this surface you can restore the Iroko to look like the first day you have bought it. In this case, you slightly need to sand the wood and treat with teak oil: it is up to you to decide which effect you prefer. Bear in mind however that even with an oil treatment the colour of the wood will change under the influence of UV - light and moisture. To keep the surface nice and smooth, we advise you to slightly sand the wood the every year.

Issues to be considered during the application:

- Before the application, the wood needs to be cleaned carefully with a damp cloth.
- After the oil application keep the product in a dry place and avoid sunshine & rain until it gets dry completely (minimum 2 hours)
- If you make application, we advise to use 240-300 no sandpaper.

## Product Quality Certificate

---



TSE 581-1 / 581-2 / 581-3



**ISO 9001**  
Quality Management System



**ISO 45001**  
Occupational Health and Safety  
Management System



**ISO 14001**  
Environmental  
Management System